

# 40CB Hard Wired Keyless Entry works with the following Garage Door Opener models.

140	150	240	350	450	550
140-6	150-6	240-6	350-6	450-6	550-6

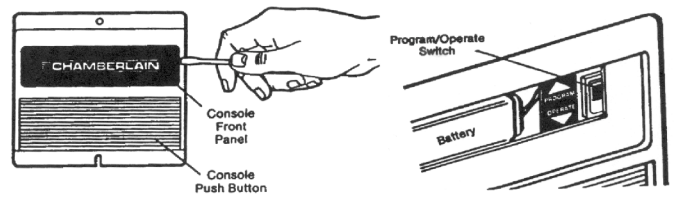
## Programming 40CB Wired Keyless Entry

1

Unplug your garage door opener from the electrical outlet.

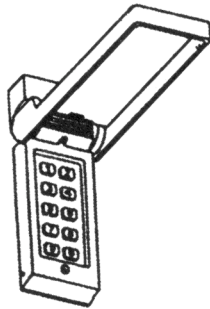
2

Open the cover on your inside wall console. You should see a 9 Volt battery and an adjacent PROGRAM/OPERATE switch. Slide the switch to PROGRAM.



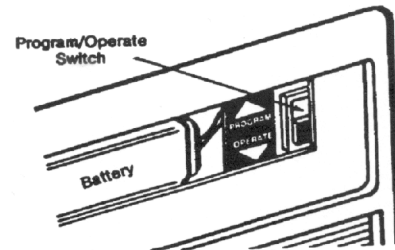
3

Enter your new 4-digit code into the keypad outside.



4

Slide the switch back to OPERATE and replace the console cover.



5

Plug the garage door opener back in to the electrical outlet.

6

Test the new 4-digit code. (If the keypad does not illuminate, replace the 9 Volt battery)

